

Contents

[Overview](#)

[Interview Process](#)

[Interview Buttons](#)

[Using the Editor](#)

[Sequence Window Buttons & Functions](#)

[Sequence Menu](#)

[The Block Window Buttons](#)

[Windows Menu](#)

[Product Information](#)

[Order Information](#)

[Order Form](#)

[License Agreement](#)

Overview

SmartSound™ is an audio application software created to serve the audio and musical needs of the Multimedia Industry. With SmartSound™, the non-musical/non-audio user can create high quality, customized soundtracks of *real (NOT midi)* music by simply dragging and dropping graphical elements. For the first time complex music and audio is represented as simple, graphical building blocks that everyone can understand and use effectively.








Note: This version of SmartSound™ is for demonstration purposes only. As such, all the save and export functions are disabled. To purchase a fully functional copy of the software please call 800-454-1900.

The Interview Process

Move the mouse over different sections and buttons. As you do messages will appear in the box above the three pop-up menus. These messages will tell you exactly what to do.

- First, choose "Music" or "Effects" from the highlighted Usage Menu on the left.
- Second, choose which selection you want to hear from the **Selection Menu**.
- Finally, choose the desired length from the **Length Menu** on the right. The menu contains a series of standard lengths. You can create any length by simply clicking in the edit box and typing in the desired length.
- Finally, click the "**Listen**" button (the one with the picture of a speaker). You will hear music that fits all the parameters you just specified. It's that easy.
- You may make any changes to the settings and listen to the results. Once you are satisfied with the results, click on the **Export** button to make a sound file of your music or sound creation. This file is ready for any application which supports importing of sound files.

The Interview Buttons

Use...	To...
Usage Menu	Specify how the music or sound will be used. ('Music' , 'Effects' , Opener , Finale , Background)
Selection Menu	Select the selection style you want to hear. (Rock , Orchestral)
Length entry	Specify the duration of the music or sound you want.
	Enter the sequence editor with the current selection from the interview. (See the Help for the Editor for a complete description). If the sequence editor already has a sequence, the interview sequence will be added to the end.
	Choose a completely different piece of source music or sound (if one is available) which still fits all of the selection criterion. This button has the same function as selecting the next option from the Selection Menu . The larger your library, the more choices you will have.
	Play the current interview selection. If you click the Listen button while you are already listening, the sound will stop playing.
	Create a new version of the current music which begins and flows differently while maintaining the same musical feel.
	Save the current music or sound as a sound file which is ready to import into any application which supports importing sound files. This function has been disabled in this demo version.
	Adds the current version of the current selection to the Review menu. This allows you to name and come back to a particular version after listening to others.
Remove	Removes the currently selected saved version from the Review List.
	
Review Menu	A list of all the versions which you have added to the Review List by using the Add button. Selecting a saved version from the Review List allows you to listen to, or save a previously created version.

Shortcuts - Pressing *Return*, *Enter* or the *Spacebar* will have the same effect as clicking the **Listen** button.

Using the Editor

To go to the Drag & Drop Music/Sound Editor from the Interview, click the "Editor" button on the left side of the Interview.

Here, you can make extensive changes to complex music and audio by simply dragging blocks to the timeline based Sequence Editor (the window at the top of the screen). A series of interactive features such as Auto Finish and Smart Hinting help guide you.

Initially, you will see a sequence of Music Blocks in the Sequence Window which are the result of the most recently selected music or sound effects from the interview. Use the CD-like transport controls to listen to the music you selected. You can also double-click on any music block to hear the segment of music which it contains. Use the big arrows in the sequence control bar to zoom in and out of the sequence. In this environment, it is quite easy to create custom soundtracks for presentations or multimedia projects.

Below the Sequence Window is the Block Window. This is a palette of all of the Smart Blocks™ from the currently open sound files. Try dragging any block from the block window into the sequence. It snaps into place and the sequence length is adjusted.

In addition to the editing capabilities that have already been described, there are also a number of computer assisted editing tools. These SmartTools are accessed via the "Sequence" menu bar as well as the tool bar buttons.

Sequence Window Buttons & Functions

Use...



To...

Stop any sound that is currently playing.

Stop



Plays the current sequence from the beginning.

Play Start



Plays from the current position in the sequence.

Continue



Skip backward through the sequence one block at a time.

Skip Back



Skip forward through the sequence one block at a time.

Skip Forward



Allows you to see more blocks in a shorter space changing the scale of the timeline.

Zoom Out



Allows you to see more detail in the sequence window changing the scale of the timeline.

Zoom In



Automatically add one block to the end of the current sequence making sure to retain a musical ending.

Add Block



Remove the last block from the sequence.

Remove Block



Auto Finish

Automatically extends or shortens the current sequence to the end marker, maintaining as much as possible, the original blocks the user has added, while also remaining musical.



Complete the current sequence with a musical ending.

Quick End



Short Smooth

Apply a subtle smoothing of the transition between the selected blocks in the sequence. This can help if the transition seems choppy or abrupt.



Apply a smooth to the transition between the selected blocks in the sequence. This can help if the transition

Long seems choppy or abrupt.
Smooth

- The box at the bottom left (below the "blocks") will show the currently selected "Smart Block™".
- The "Sequence Length Indicator" located at the bottom of the window (found in the middle) shows the length in seconds/minutes of the current sequence in the Sequence Window.
- To its right is a read out showing the current sequence's sampling frequency, digital resolution, and out-put mode (i.e.: 22K, 8 Bit Stereo).

The "Sequence" Menu

The top two sections of this menu contain all the editing and zoom functions of the tool bar discussed above, please see the appropriate definition as needed.

- "Hinting & Warning". When this option is checked, blocks that are compatible with the selected block in the sequence will have a pink left edge. This option also indicates possible incompatible blocks in the sequence by displaying a red marker between them.
- When "Auto Scroll" is selected the Sequence Window will continually update to show the blocks currently being played back while it is in play mode.

The Block Window Buttons

- The first button on the left of the tool bar (using a "block" icon) allows you to view the blocks in larger "sections" for editing at a "verse" (i.e. of a song) or "file" level. You will be able to click on it until the file is the largest it can be.
- The button immediately to its right takes you through smaller sections until you can view the blocks at their individual level. Use this to edit audio at its most finite level.

The "Windows" Menu

Allows you to select any of SmartSound™'s windows at any time. Use the Interview menu command to quickly create a new sequence to edit if you are already in the Editor.

Product Information

Sonic Desktop Software has one goal: to give you the ability to create customized, professional quality soundtracks quickly, easily and affordably. The following product descriptions will help you to find the software that fits your needs.

SmartSound™ Showcase

SmartSound™ Showcase creates instantaneous soundtracks using our unique Interview process. Newly created sound files can be saved and added to video, or exported for use in other multimedia software programs. This program, which comes with a limited library of music and sound effects, is perfect for home video enthusiasts and others who want to create professional quality soundtracks in seconds!

SmartSound™ for Multimedia

SmartSound™ for Multimedia features both the Interview and the Sound Editor. The Sound Editor allows you to see a piece of music divided into graphical elements called **Smart Blocks™**, giving you deep editing capabilities in a friendly, intuitive, easy-to-use environment. Designed for maximum flexibility, this product comes with one full CD-ROM of music and sound effects. Business users, broadcasters and others wanting the additional enhancements provided by the Sound Editor find this product to be the best choice.

SmartSound™ Studio Pro

Designed for the professional multimedia producer, SmartSound™ Studio Pro is the most powerful in our line of products. In addition to the Interview and the Sound Editor, an Encoding feature allows you to encode music and sound effects from existing libraries or other sources. Once encoded, the music or sound effects can be used to create custom soundtracks by both the Interview and the Sound Editor functions. One full CD-ROM music and sound effects library is included with Studio Pro.

SmartSound™ Audio Palette- Volume 1

All SmartSound™ Library recordings are made and stored digitally, and do not use MIDI technology for playback. Why is it so important that our technology is not subject to the limitations of MIDI? Because it means that the soundtracks you create will sound just as good as the original recordings, complete with all the nuances created by the professional musicians and sound engineers involved in the recording sessions. And when you want to create soundtracks that make an impact, that's an important difference!

SmartSound™ Audio Palette - Volume 1 is a collection of sound effects and original music compositions that cover many musical styles, tempos and energy levels. Each piece of music was composed and orchestrated by professional Hollywood composers, and then recorded in a top-notch studio by first rate musicians. This no-holds-barred approach results in music source files of uncompromised quality and feeling. The hot tracks sizzle, the soft tracks whisper gently, and every piece strikes an emotional chord. From rock to jazz to orchestral, everything you need to create literally thousands of compelling, professional quality soundtracks is included on this single CD-ROM.

See Help Menu, Order Information

Order Information

Call us toll free at 800-454-1900.

or,

[Print an Order Form from the Help Table of Contents](#)

All SmartSound™ products are available for
both Windows and Mac

SONIC DESKTOP SOFTWARE

SmartSound™ Products

SmartSound™ Showcase

Create soundtracks in **seconds**. Features the unique **interview** process.
Comes with a limited music & sound effects library.

SmartSound™ for Multimedia

Features the unique **interview** process plus... **Sound Editor** w/ innovative **SmartBlock™** technology for deeper editing capabilities. Comes with SmartSound™ Audio Palette Vol.-1 - **Free**

SmartSound™ Studio Pro

Features the **Interview**, **Sound Editor** plus... **Encode** other music / sound effect for use in other SmartSound™ products. Comes with SmartSound™ Audio Palette Vol. 1 - **Free**

SmartSound™ Audio Palette - Vol. 1

Full music and sound effects library. Digitally recorded for **uncompromised sound quality**. Create **thousands** of custom sound tracks.

SmartSound™ for Windows Product Order Form

[]	SmartSound™ Showcase	\$ 49.95 ea.	\$ _____
[]	SmartSound™ for Multimedia	\$179.95 ea.	_____
[]	SmartSound™ Studio Pro	\$495.95 ea.	_____
[]	SmartSound™ Audio Palette - Vol.	\$ 49.95 ea.	_____
1	Shipping & Handling	\$ 5.00	_____
	Subtotal		\$ _____
	CA residents add 8.25% sales tax (of subtotal)		_____
	TOTAL AMOUNT		\$ _____

Payment method: [] Check Enclosed [] Visa [] MasterCard [] AMEX

Card Number _____ - _____ - _____ - _____

Expiration _____

Name _____

Title: _____

Address _____

City / ST / Zip _____

Signature _____

All SmartSound™ products are available for both Windows and Mac

Mail, fax or phone your order today!

Sonic Desktop Software
9574 Topanga Canyon Blvd.
Chatsworth, CA 91311

FAX 818-718-9990
PHONE 800-454-1900

PRINT

Click here to print this page.

**SOFTWARE LICENSE AGREEMENT OF
SONIC DESKTOP SOFTWARE INC. ("SDS")**

NOTICE - READ BEFORE USING THIS SOFTWARE

CAREFULLY READ THE TERMS AND CONDITIONS OF THIS AGREEMENT BEFORE USING THIS SOFTWARE. USING THIS SOFTWARE INDICATES YOUR ACCEPTANCE OF THESE TERMS AND CONDITIONS.

1. Ownership. The enclosed SDS software program (the "Software") and related written materials enclosed (the "Documentation") are licensed (not sold) to you, and SDS retains all rights in the Software and Documentation. Such ownership and related interests are protected by U.S. and international copyright laws.

2. License.

a. *Authorized Use.* SDS grants you a non-exclusive, nontransferable license to: (1) use one copy of the Software on a single computer, (2) use one copy of the Documentation in connection therewith. You may make one copy of the Software for backup or archival purposes only. You may access the Software from a hard disk, over a network, or by any other means so long as you otherwise comply with this Agreement. A separate license is required for each computer when the Software is installed on a network server for the purpose of use on or distribution to one or more computers.

b. *Music/Audio Rights.* You may adapt, synchronize, reproduce and distribute the musical compositions and, if any, lyrics and other audio included in the Software only in conjunction with and as an integral part of non-broadcast multimedia presentations created, adapted or synchronized by you using the Software. You may not (1) broadcast or publicly perform for profit, (2) perform or transmit or disseminate over a network or other electronic means except as an integral part of an authorized presentation; or (3) distribute, except as provided herein, any such music or audio content. You agree to pay and to indemnify and hold harmless SDS from any and all costs or expenses arising or resulting from claims for royalties by ASCAP, BMI, SESAC or similar performing rights societies or organizations for any broadcast, public performance or other unauthorized use of the musical or audio content of the Software.

c. *Restrictions.* You may not: (1) copy (other than once for backup purposes), disclose, publish, export, distribute, rent, lease or sublicense; (2) remove any SDS trademarks or copyright notices from; (3) modify, translate or prepare derivative works of; (4) use in a computer based services business or publicly display visual output of; (5) transmit over a network, by telephone, or other means; or (6) reverse engineer, decompile or disassemble all or any portion of the Software or Documentation in any form, except as expressly licensed herein.

3. Warranty

a. *Limited Software Warranty.* SDS warrants the Software media (e.g. diskettes) and related Documentation to be free from defects in materials and workmanship for a period of sixty (60) days from the date of purchase. SDS will replace any such defective media or Documentation returned to SDS during such warranty period, provided such defect is not the result of improper use or neglect. If you do not receive media which is free of defects in materials and workmanship within the warranty period, you are entitled to a full refund of the price paid by you for the defective Software returned. Replacement (or refund) is the exclusive remedy for such defects, and SDS shall have no liability for any other damages. The contents of the Software are furnished "AS IS" and without warranty as to the performance or results you may obtain by using the Software.

b. *Disclaimer of other Warranties.* THE WARRANTIES IN THIS AGREEMENT REPLACE ALL OTHER WARRANTIES, EXPRESS OR IMPLIED, INCLUDING ANY WARRANTIES OF MERCHANTABILITY OR FITNESS FOR A PARTICULAR PURPOSE. SDS DISCLAIMS AND EXCLUDES

ALL OTHER WARRANTIES. IN NO EVENT WILL SDS BE LIABLE FOR ANY KIND OF SPECIAL, INCIDENTAL OR CONSEQUENTIAL DAMAGES, INCLUDING LOST PROFITS, EVEN IF SDS HAS KNOWLEDGE OF SUCH POTENTIAL LOSS OR DAMAGE.

4. General.

a. *Installation.* You are responsible for installation, management and operation of the Software.

b. *Indemnify.* You agree to indemnify, hold harmless and defend SDS from and against any and all claims or lawsuits, including attorneys' fees, that arise or result from any use or distribution of the Software (including the music/audio content) not expressly authorized in this Agreement.

c. *Termination.* This Agreement is effective until terminated. You may terminate it at anytime by destroying the Software, including all computer programs and documentation and erasing any copies residing on computer equipment. This Agreement also will terminate if you do not comply with any terms or conditions of the Agreement. Upon such termination you agree to destroy the software and Documentation and erase all copies residing on computer equipment.

d. *Governing Law.* This Agreement shall be governed and construed under the laws of the State of California and subject to the exclusive jurisdiction of the courts therein.

e. *The Entire Agreement.* You agree that this Agreement expresses the entire understanding between you and SDS, and supersedes all other communications, oral or written, relating to the Software.

